


B. Goba & Associates P.C. Architects



"As we begin the design process, a 'puzzle' metaphor emerges. This concept reflects our approach to space/building design as problem solving."



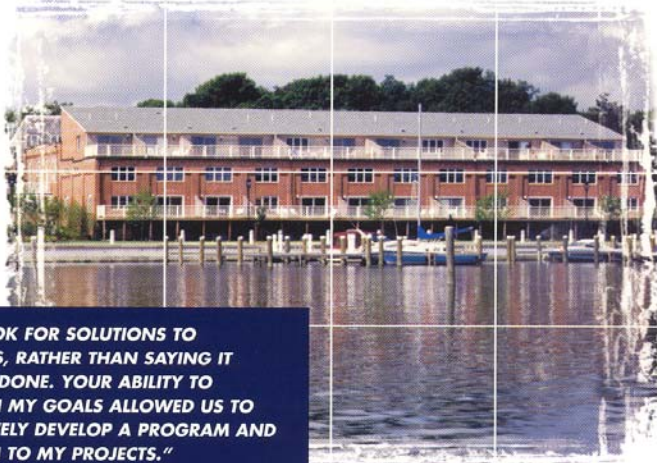
Crafting an architectural solution is like putting together a puzzle with pieces that can fit together in many different ways. Finding the best fit requires experience, creativity, and a clear understanding of the client's goals and objectives.

B. Goba and Associates, P.C., Architects, believe that the design process must begin by assessing and prioritizing the client's needs as they relate to the design issues at hand. The process of focusing engages the client and architect in a question/answer dialog. This engagement, as a precursor to design alternatives, helps to avoid the common error of working towards the "perfect solution" to the wrong problem. The design develops as alternatives are examined, prioritized, and reexamined.

Our approach is to bring substantial and diversified professional experience to focus on the unique needs, style, and culture of each client, whether that client is an individual, a public agency, or a multinational corporation.

The creative process requires time, care, and patience, while embracing a fresh view of the client's needs.

Puzzle: What to do with an abandoned train repair facility and heating plant on Buzzards Bay, in a flood plain.



"YOU LOOK FOR SOLUTIONS TO PROBLEMS, RATHER THAN SAYING IT CAN'T BE DONE. YOUR ABILITY TO QUESTION MY GOALS ALLOWED US TO COLLECTIVELY DEVELOP A PROGRAM AND SOLUTION TO MY PROJECTS."

EDWARD E. ZUKER
CHESTNUT HILL REALTY CORP.

British Landing Condominium & Yacht Club
Wareham, MA

Solution: Selective removal of central structure generated an interior court providing access to 70 residences raised above the flood plain.

"OVER THE YEARS, YOUR TEAM HAS PLANNED AND SUPERVISED THE CONSTRUCTION OF OVER 1,000,000 SQUARE FEET OF OFFICE, RESEARCH AND DEVELOPMENT AND MANUFACTURING SPACE FOR ME, ALWAYS WITH THE SAME IMPORTANT RESULT, A COMPLETE SOLUTION TO THE PROBLEM AT HAND."

STEVEN BLANKINSHIP
DIRECTOR OF BUSINESS
DEVELOPMENT

"[B. GOBA & ASSOCIATES, P.C.] HAS THE CREATIVE ABILITY TO BRING OUT THE BEST IN A BUILDING AND WILL ALSO TAKE THE TIME TO UNDERSTAND THE BUSINESS THAT IS GOING TO OCCUPY THE SPACE..."

THOMAS A. PALMER
DIRECTOR OF FACILITIES
SCHNEIDER AUTOMATION

"YOUR ORIGINAL DESIGNS HAVE DEMONSTRATED A SUCCINCT UNDERSTANDING OF OUR EXPRESSED INTERESTS, [AND] AN UNDERSTANDING AND SENSITIVITY TO THE ECONOMIC REALITIES OF OUR BUSINESS..."

MYER R. DANA
MYER DANA AND SONS

We maintain a broad generalist practice of architecture. BGA's practice includes client solutions through new construction, renovation, historic preservation, space planning, and space realignment. The firm's recent work in both public and private venues includes health care, residential and multifamily housing, commercial/retail, elder facilities, municipal offices, and public safety facilities. This variety of experience helps us in the crafting of a coherent solution to the next design puzzle.

A major portion of our design work is with existing clients who have been through the entire process with us at least once. These clients have found, in the end, that once the problems were defined a solution emerged to produce an exciting and effective result.

Marcus Fonzi
Professional Office Condominiums
Medford, MA

"IN THIS PROJECT, YOUR CREATIVITY AND KNOWLEDGE ACHIEVED A SENSITIVE RESTORATION THAT ALLOWED US TO SAVE AN HISTORIC PROPERTY FOR PRODUCTIVE USE."

ANTHONY J. SULFARO
PRESIDENT
A. J. SULFARO DEVELOPMENT CORP.

Puzzle: How to create an executive air terminal to attract corporate clients flying en route to land-based meetings, on an oddly shaped site with limited ramp side access.



Beechcraft Executive Air Terminal
Hanscom Field, Bedford, MA

"MARKET SHARE IMPROVED DRAMATICALLY...GREAT RESPONSE FROM OUR CUSTOMERS AND COMPETITORS ALIKE. ...'THE PERFECT' GENERAL AVIATION TERMINAL... COMPLEMENT YOUR CREATIVE APPROACH TO DESIGN."

JOHN M. WRAGA JR.
GENERAL MANAGER
BEECHCRAFT EAST

Solution: Selection of materials and forms for a smooth aerodynamic statement. Attention to circulation issues to avoid delays and congestion by allowing simultaneous loading and unloading through separate doorways.


Puzzle: To reuse an historic landmark structure in disrepair, originally designed (circa 1884) for military drills and storage of ordinance and equipment.



Solution: Preserve existing facade and details while reconstructing dilapidated roof and structure. A new floor installed at mid-level while maintaining existing fenestration. The historic details are saved while the building takes on a new economic life as professional condominiums.


We offer our experience and creativity to help both new and existing clients to focus and clarify their objectives, and to achieve their needs in the built environment.

Puzzle: To build a clubhouse for a new, environmentally sensitive municipal golf course. Fast track occupancy needed, with phased construction over several years.



Solution: A building providing golf cart recharging and minimal pro shop in phase year one. Kitchen and dining facility added in phase year two. Phase two construction completed.

*Widow's Walk Golf Course
Clubhouse & Cart Storage
Scituate, MA*



Puzzle: How to revive an historic theater in disrepair and return the theater's economic engine to the revitalization of Hyde Park.

Solution: Handicap compliant renovation as a 600 seat legitimate theater. Integration with adjacent commercial storefronts to provide new lobby and sidewalk cafe. Project includes structural repairs, dressing rooms, and expanded proscenium with new fly loft. Marketing and building study completed.

*Everett Hall
Showtime Restoration Volunteers
Hyde Park, MA*



B. Goba & Associates P.C. Architects

92 High Street Suite T-41 Medford, MA 02155 Tel: 781-395-2827 Fax: 781-395-1763

www.bgoba.com

email: bgoba@bgoba.com